

HYDRAULIC CRUSHERS & GRABS



WHERE **EXPERIENCE COUNTS**

FURUKAWA ROCK DRILL



TRADITION AND HIGH-TECH FROM ONE COUNTRY

Japan, country of old traditions, has proven its high technical performances in many different ways. Already many years ago Japanese electronic equipment contributed highly to the possibility to reach the moon and other planets. In almost every computer, telephone or any other kind of electronic equipment we can find some Japanese components. In the car industry Japanese engineers have achieved high performances in order to produce cars more efficient and economical. Car tests in different countries have often concluded that Japanese cars are the most reliable and with a minimum of maintenance cost. Also Furukawa is one of those traditional concerns, that could show continuous growth through their on going product improvement and development.

Everything started in 1875, when Furukawa opened their Kusakura Copper Mine. The mining job always required new and specific solutions to improve our production. For this reason Furukawa started in 1900 to produce their own mining equipment, which led to higher production levels of the mine. With this step Furukawa unintentionally created the base for a new, high technology concern. The better results with their custom made machinery soon created a demand for similar machines in other mines. To be able to fulfill these requirements, Furukawa started to separate their activities in different divisions.

In 1918 Furukawa Mining Co. Ltd was found and in 1920 Furukawa Electric Co. Ltd. Later in 1961 the start of Furukawa Rock Drill Co. Ltd was an answer to the demand to be able to sell worldwide, the machines, that initially were meant only for their own use.

In 1971 Furukawa established a new factory in Yoshii for the production of crawler drills and demolition equipment. The demand for those products was so large, that in 1976 a second production unit was established in Takasaki. Since then from these two factories more than 150.000 hydraulic breakers were delivered all over the world. In the meantime Furukawa Rock Drill division has built an international sales and service network, which secures an optimum after sales service for all equipment. Our slogan **WHERE EXPERIENCE COUNTS** we take as serious as other Japanese traditions and we hope you will approach us with your specific demands. We and our Distributor network are ready to help you.



HYDRAULIC GRABS



FDG SERIES -SMALL-

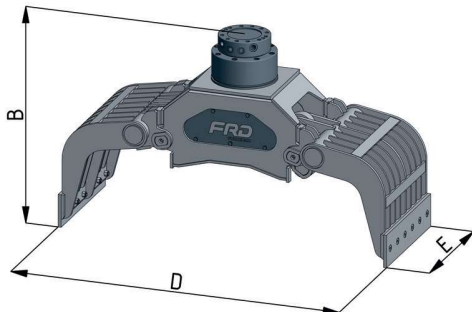
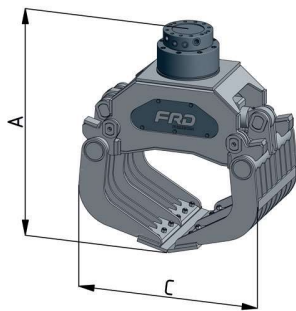
FRD DEMOLITION- AND SORTING GRAB

Demolition- and sorting grab for variable use and handling of different materials, as for example:

- Demolition and sorting
- Sorting and handling of construction waste
- Sorting and handling of recycling material

DESIGN FEATURES

- Hydraulic rotator unit with heavy duty axial and radial bearings with compact rotator
- Flat compact design. Hydraulic cylinders and ganging guidance cpl. protected inside the frame
- FDG20-PL and FDG30-PL cylinders with limit damping
- FDG10-PL, FDG20-PL and FDG30-PL with load holding valve at the cylinders. It prevent the unintentional opening of the grab
- Integrated mechanical opening and closing stoppers
- Shells complete of high strength fine-grain steel (400 HB)
- Bolt-on exchangeable cutting edges of high strength fine-grain steel (400 HB)
- Grab design for free oscillating use available



		FDG05-PL	FDG10-PL	FDG15-PL	FDG20-PL	FDG30-PL
Operating weight ¹⁾	kg	140	220	380	510	940
Capacity	l	45	80	130	200	370
Sustainability max.	t	1	1	1,5	2	4
Sust. - Rotary Engine max.	t	5	5	5	10	15
Dimension A	mm	700	820	930	1075	1205
Dimension B	mm	760	720	775	950	1070
Dimension C	mm	640	660	825	940	1170
Dimension D	mm	1000	1105	1390	1630	1925
Width E	mm	360	400	500	600	800
Closing max.	kN	19	17	23	33	51
Operating pressure max.	MPa	25	25	32	30	30
Oil flow max.	l/min	22	22	32	40	60
Oper. - pressure rotator max.	MPa	25	25	25	25	25
Oil flow rotator max.	l/min	20	20	20	28	48
Base machine weight	t	1 - 2	3 - 5	4 - 7	5 - 9	9 - 15

Specifications subject to change without notice. ¹⁾ Operating Weight basic unit without turning unit and mounting plate.

WHERE EXPERIENCE COUNTS

FDG SERIES -LARGE-


FRD DEMOLITION- AND SORTING GRAB

Demolition- and sorting grab for variable use and handling of different materials, as for example:

- Demolition and sorting
- Sorting and handling of construction waste
- Sorting and handling of recycling material

DESIGN FEATURES

- Hydraulic rotator unit with heavy duty axial and radial bearings with rotating annulus rotator
- Flat compact design. Hydraulic cylinders and ganging guidance completely protected inside the frame with limit damping
- Load holding valve at the cylinders prevent the unintentional opening of the grab
- Integrated mechanical opening and closing stoppers
- Shells complete of high strength fine-grain steel (400 HB)
- Bolt-on exchangeable cutting edges of high strength fine-grain steel (400 HB)
- Grab design for free oscillating use available



		FDG35-PL	FDG40-PL	FDG50-PL	FDG60-PL
Operating weight ¹⁾	kg	1080	1590	1840	2330
Capacity	l	370	650	760	925
Sustainability max.	t	4	6	6	8
Sust. - Rotary Engine max.	t	15	20	20	30
Dimension A	mm	1420	1595	1765	1800
Dimension B	mm	1285	1445	1490	1600
Dimension C	mm	1175	1415	1450	1530
Dimension D	mm	1925	2250	2450	2500
Width E	mm	800	900	1000	1230
Closing max.	kN	51	76	103	125
Operating pressure max.	Mpa	30	35	35	35
Oil flow max.	l/min	60	62	90	112
Oper. - pressure rotator max.	Mpa	14	14	14	14
Oil flow rotator max.	l/min	30	30	30	30
Base machine weight	t	15 - 20	20 - 25	25 - 30	29 - 40

Specifications subject to change without notice. ¹⁾ Operating Weight basic unit without turning unit and mounting plate..

WHERE EXPERIENCE COUNTS

FMP SERIES -SMALL-

FRD MULTI-PURPOSE GRAB SMALL

Multi-purpose grab for variable use and handling of different materials, as for example:

- Stone laying
- Sorting and handling of construction waste
- Sorting and handling of recycling material
- Excavation and loading of rough bulk material
- Loading of horticulture waste

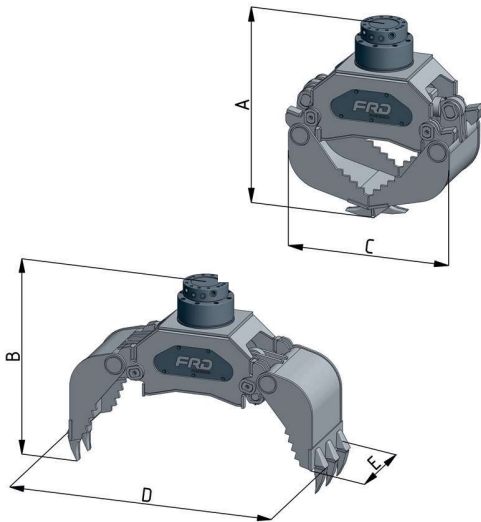
DESIGN FEATURES

- Hydraulic rotator unit with heavy duty axial and radial bearings with compact rotator
- Flat compact design. Hydraulic cylinders and ganging guidance completely protected inside the frame
- FMP20-PL and FMP30-PL cylinders with limit damping
- FMP10, FMP20-PL and FMP30-PL with load holding valve at the cylinders. It prevent the unintentional opening of the grab
- Integrated mechanical opening and closing stoppers
- Wear-resistant bottom teeth and side plates of high strength fine-grain steel (400 HB)
- FMP05-PL and FMP10-PL with bolt-on exchangeable teeth / FMP20-PL and FMP30-PL with ESCO-plug-in exchangeable teeth
- Grab design for free oscillating use available



		FMP05-PL	FMP10-PL	FMP15-PL	FMP20-PL	FMP30-PL
Operating weight ¹⁾	kg	152	195	320	450	830
Capacity	l	37	50	90	120	270
Sustainability max.	t	1	1	1,5	2	4
Sust.- Rot. max.	t	5	5	5	10	15
Dimension A	mm	670	705	890	1025	1210
Dimension B	mm	725	730	905	1085	1235
Dimension C	mm	610	610	800	905	1145
Dimension D	mm	900	970	1325	1530	1935
Width E	mm	360	400	450	500	660
Number of teeth	Qty	3	3	3	5	5
Closing max.	kN	19	19	28	34	56
Oper. pressure max.	Mpa	25	25	32	30	30
Oil flow max.	l/min	22	22	32	40	60
Oper. pressure max.	Mpa	25	25	25	25	25
Oil flow rotator max.	l/min	20	20	20	28	48
Base machine weight	t	1 - 2	2 - 5	4 - 7	5 - 9	9 - 15

Specifications subject to change without notice. ¹⁾ Operating Weight basic unit without turning unit and mounting plate.



WHERE EXPERIENCE COUNTS

FMP SERIES -LARGE-

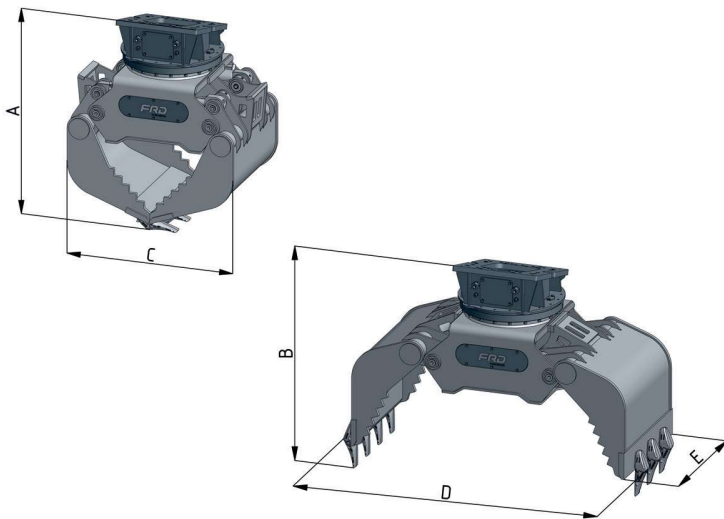
FRD MULTI-PURPOSE GRAB LARGE - FMP SERIE -

Multi-purpose grab for variable use and handling of different materials, as for example:

- Stone laying
- Sorting and handling of construction waste
- Sorting and handling of recycling material
- Excavation and loading of rough bulk material
- Loading of horticulture waste

DESIGN FEATURES

- Hydraulic rotator unit with heavy duty axial and radial bearings with rotating annulus rotator
- Flat compact design. Hydraulic cylinders and ganging guidance cpl. protected inside the frame
- Cylinders with limit damping
- Load holding valve at the cylinders prevent the unintentional opening of the grab
- Integrated mechanical opening and closing stoppers
- Wear resistant bottom teeth and side plates of high strength fine-grain steel (400 HB)
- With ESCO-plug-in exchangeable teeth
- Grab design for free oscillating use available



		FMP35-PL	FMP40-PL	FMP50-PL	FMP60-PL
Operating weight ¹⁾	kg	970	1665	1770	2200
Capacity	l	270	610	670	1025
Sustainability max.	t	4	6	6	8
Sust.- Rotary Engine max.	t	15	20	20	30
Dimension A	mm	1425	1630	1630	1940
Dimension B	mm	1450	1640	1640	1870
Dimension C	mm	1145	1330	1330	1500
Dimension D	mm	1935	2270	2270	2690
Width E	mm	660	940	1000	1030
Number of teeth	Stck.	5	7	7	7
Closing max.	kN	56	82	128	121
Operating pressure max.	Mpa	30	35	35	35
Oil flow max.	l/min	60	62	90	112
Operating pressure max.	Mpa	14	14	14	14
Oil flow rotator max.	l/min	30	30	30	30
Base machine weight	t	15 -20	16 - 22	23 - 30	29 - 40

Specifications subject to change without notice. ¹⁾ Operating Weight basic unit without turning unit and mounting plate.

WHERE EXPERIENCE COUNTS