

SANY

HYDRAULIC EXCAVATOR SY215C

Engine **CUMMINS QSB6.7**
Power **122 KW/2000 RPM**
Operating Weight **22600 KG**
Ground Pressure **41,2 KPA**



- RELIABLE FIRST-CLASS COMPONENTS
- LOWER FUEL CONSUMPTION
- SIMPLIFIED SERVICE

SPECIFICATIONS

ENGINE	
Model	Cummins QSB6.7
Displacement (L)	6,7
Engine power at rated engine speed (kW/rpm)	122/2000
Max. Torque (N · m/rpm)	732/1500

SERVICE REFILL CAPACITIES (L)	
Fuel tank	340
Engine coolant	27,6
Engine oil	27
Swing drive	4
Final drive (each side)	5,5
Hydraulic oil tank	230

HYDRAULIC SYSTEM	
Typ	Positive flow system
Number of selectable working modes	4
Main pump	
Typ	Variable-capacity piston pump
Maximum flow (L/min)	2x222
Hydraulic motors	
Travel	2*axial piston motor with parking brake
Swing	1*axial piston motor with swing holding brake
Relief valve setting	
Implement circuits (MPa)	34,3
Travel circuit (MPa)	34,3
Swing circuit (MPa)	27,5
Heavy lift circuit (MPa)	34,3
Pilot circuit (MPa)	3,9
Hydraulic cylinders	
Boom cylinder diameter x stroke (mm)	120x1285
Arm cylinder diameter x stroke (mm)	135x1490
Bucket cylinder diameter x stroke (mm)	115x1120
Blade cylinder diameter x stroke (mm)	













OPERATING WEIGHT	
Operating weight with standard bucket, fully serviced, +75 kg operator (ISO)	
Operating weight (kg)	22600
Ground Pressure (kPa)	41,2

DRIVE	
Travel Speed (Low/High) (km/h)	3,5/6,0
Maximum Travel Force (kN)	208
Gradeability	35°

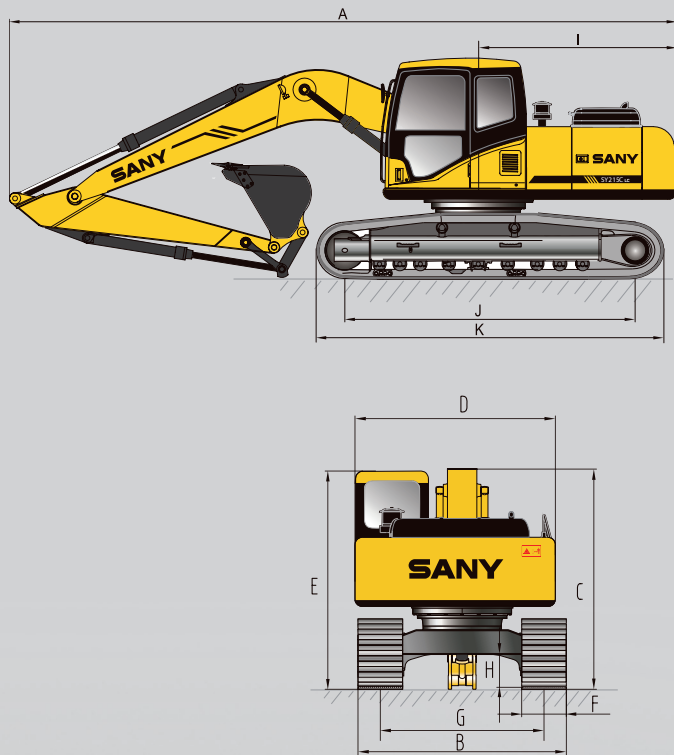
SWING	
Swing Speed (rpm)	10,7

DIGGING FORCE	
Bucket Digging Force (kN)	138
Arm Digging Force (kN)	99

LIFTING CAPACITY

A \ B	1.5m		3.0m		4.5m		6.0m		7.5m		MAXIMUM		mm
													
7.5m					4439.18	4439.18					3142.465	3142.465	6275
6.0m					5210.522	4631.077					3143.332	3143.332	7360
4.5m					5905.03	4466.816	4636.063	3133.94			3099.063	2783.404	8025
3.0m			8686.556	6388.909	6380.675	4225.128	4523.842	3030.997			3182.79	2540.632	8370
1.5m			9504.656	5894.359	6112.185	3985.7	4396.978	2914.621			3381.353	2450.684	8435
0	6663.301	6663.301	9129.424	5577.932	5922.248	3816.324	4296.374	2822.335			3717.271	2494.175	8230
-1,5m	10708.57	10353.89	9085.849	5541.186	5840.95	3743.826	4275.637	2803.312			4110.75	2703.045	7730
-3.5m	16360.77	10539.83	9156.213	5600.523	5882.453	3780.837					4996.223	3295.599	6870
-4.5m	14691.74	10913.01	9415.984	5819.583							6959.281	4477.58	5485

DIMENSIONS

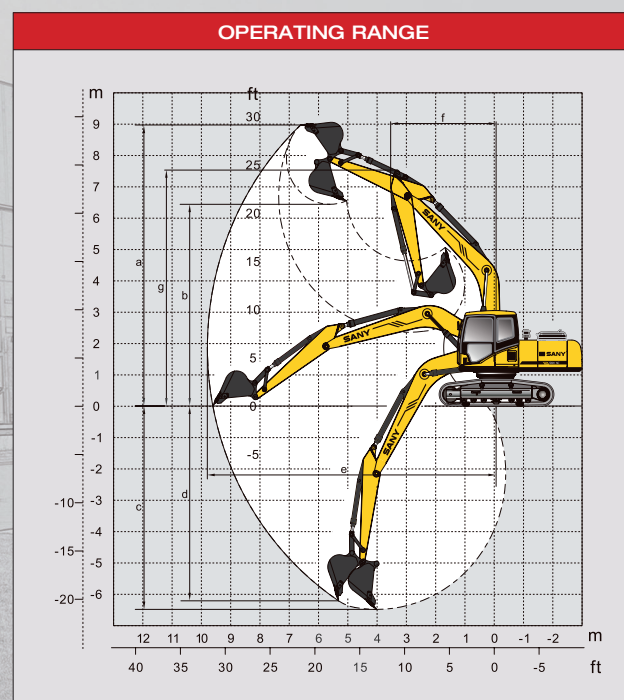


ITEM	mm
A Transport Length	9728
B Transport Width	2980
C Transport Height	3440
D Upperstructure Width	2710
E Blade Height	-
F Standard Track Shoe Width	600
G Track Gauge	2380
H Minimum Ground Clearance	440
I Tail Swing Radius	2890
J Center distance of tumbler	3640
K Overall length of crawler	4450
Boom Length	5700
Arm Length	2950

UNDERCARRIAGE	
Track shoe width (mm)	600
Number of track shoes (per side)	49
Carrier roller (per side)	2
Track roller (per side)	9



ITEM	mm
A Max. Digging Height	9570
B Max. Dumping Height	6700
C Max. Digging Depth	6600
D Max. Vertical Digging depth	5800
E Max. Digging Reach	9950
F Min. Swing Radius	3730
G Height at Min. Swing Radius	7665
H Max. Clearance when Blade up	-
I Max. Depth of Blade down	-



Standard Equipment

Operators Environment

- ROPS cabin mounted on silicone rubber
- Short joystick + Multi-functions equipped
- Air suspension heating seat
- Multi Language Display
- Air conditioning C/H
- Radio with USB
- 12v/24v outlets
- Cup holder
- Document compartment

Safety

- Battery master switch
- Fire-Extinguisher
- Emergency Hammer
- Rear camera
- Travel Alarm and Beacon
- Overload warning for lifting
- Safety valves Boom
- Engine emergency cut off from ground
- User Manual language (EN)

Working Equipment

- Boom : Standard 5700mm
- Arm: Standard 2950mm
- Hydraulic QC line controlled on joystick
- AUX Line- B&Shear/Joystick proportional control
- Rotation line proportional on Joystick
- Fuel filler pump

Upper structure

- Battery Box
- Storage Box
- Anti-Skid plates

Undercarriage

- UC-3665
- Track shoes 600mm
- Carrier-roller per side : 2
- Track roller per side : 9

Lights

- Roof light (LED) 2x
- Boom light (LED) 1x

Not all products are available in all markets. Under our policy of continuous improvement, we reserve the right to change specifications and design without prior notice. The illustrations do not necessarily show the standard version of the machine.

SANY

ADDR SANY EUROPE GMBH
SANY ALLEE 1, D-50181 BEDBURG

TEL 0049 2272 90531 100

FAX 0049 2272 90531 109

MAIL info@sanyeurope.com

NET www.sanyeurope.com



facebook.com/sanyeurope